

# Functional Overview Homework Module

LIQI MOKI MOONIG

# Homework Module

User can assign homework for each subject.






**Homework**

» **Assign Homework**



# Assign Homework

Select Teacher : Mr. Krish S. Vaidya STEP 1

Class	Subject	Assign
7-B	Chemistry	
8-C	Chemistry	 <span>STEP 2</span>
9-A	Chemistry	
9-A	E.V.S.	
10-A	Chemistry	

Back

Step 1 – Select Teacher name.

Step 2 – Click on Assign button.

# Assign Homework

Class : **7-B** Teacher : **Mr. Krish S. Vaidya**

Subject :	Chemistry	
Title :	Chemistry : 08-Jan-2014	<b>STEP 3</b>
Assigned Date :	08-Jan-2014	<b>STEP 4</b>
Complete by Date :		<b>STEP 5</b>
Attachment :	<b>STEP 6</b> Browse... No file selected. (File size should not exceed 1 MB.)	
Details :		<b>STEP 7</b>

**STEP 8** Save Cancel Back

Step 3 – Enter Title for homework

Step 6 – Attach file for homework to be assigned (if any) for additional information

Step 4 – Enter Assigned Date for homework

Step 7 – Enter Details for homework

Step 5 – Enter Completed by Date for homework

Step 8 – Click on save button



# Publish Homework

If homework is not published then teacher can edit/delete homework.

Select Homework Status: Assigned By Date 09-Jan-2014

Assigned homework for selected subject :

Subject	Title	Assigned Date	Complete by Date	Attachment	Publish/Unpublish	Edit	Delete
Chemistry	<a href="#">Chemistry : 09-Jan-2014</a>	09 Jan 2014	11 Jan 2014	<a href="#">1.pdf</a>	<input type="button" value="Publish"/>		

STEP 9

Step 9 – Click on Publish button to publish homework to students.

Select Homework Status: Assigned By Date 09-Jan-2014

Assigned homework for selected subject :

Subject	Title	Assigned Date	Complete by Date	Attachment	Publish/Unpublish	Edit	Delete
Chemistry	<a href="#">Chemistry : 09-Jan-2014</a>	09 Jan 2014	11 Jan 2014	<a href="#">1.pdf</a>	<input type="button" value="Publish"/>		

Homework assigned for other subjects :

Subject	Title	Is Published?	Complete by Date
Mathematics	<a href="#">Mathematics : 09-Jan-2014</a>		15 Jan 2014

Under Homework assigned for other subjects, user can see for the same class which other homework have been assigned by teachers.

# Unpublish Homework

If teacher wants to cancel the homework, he can simply unpublish it.

Class : **7-B** Teacher : **Mr. Krish S. Vaidya**

Subject : Chemistry

Title : Chemistry : 09-Jan-2014 \*

Assigned Date : 09-Jan-2014 \*

Complete by Date : \*

Attachment : \*

Details : \*

Select Homework Status: Assigned By Date 09-Jan-2014 \*

**Unpublish Reason**

Unpublish Reason :

OK Cancel

Published homework cannot be edited/deleted.

Assigned homework for selected subject :

Subject	Title	Assigned Date	Complete by Date	Attachment	Publish/Unpublish	Edit	Delete
Chemistry	<a href="#">Chemistry : 09-Jan-2014</a>	09 Jan 2014	11 Jan 2014	<a href="#">1.pdf</a>	Unpublish		

Step 1 – Click on Unpublish button.

Step 2 – Enter Reason to unpublish the homework.

Step 3 – Click on OK button.

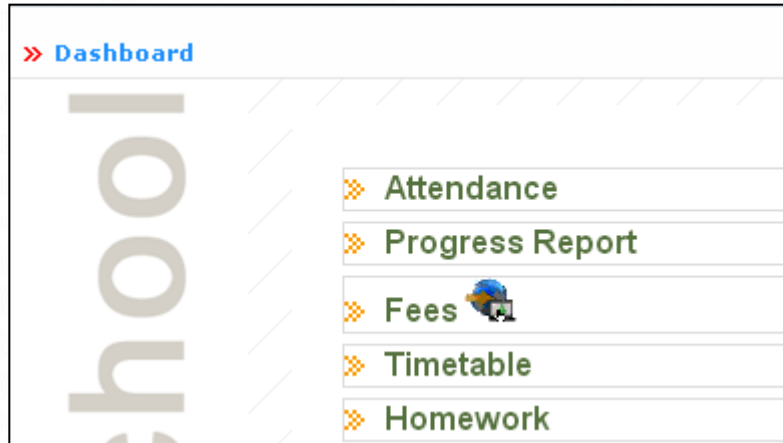
STEP 1

STEP 2

STEP 3

# Homework

Parents/student can check homework assigned to them using Homework screen available on dashboard.  
Parents/student can view only published homework.



Select Homework Status: Assigned By Date  09-Jan-2014  \*

Subject	Title	Complete by Date
Chemistry	<a href="#">Chemistry : 09-Jan-2014</a> <input type="button" value="STEP 2"/>	11 Jan 2014
Mathematics	<a href="#">Mathematics : 09-Jan-2014</a>	15 Jan 2014

Step 1 – Select Assigned/ Completed By Date

Step 2 – Click on Title link to view details



# Homework

Here parent/student can check all details of assigned homework.

## View Homework

Subject :	Chemistry
Title :	Chemistry : 09-Jan-2014
Assigned Date :	09 Jan 2014
Complete by Date :	11 Jan 2014
Attachment :	<a href="#">1.pdf</a>
Details :	

Please find attached file for details. Submit your sheets asap

Close



Thank You

For Queries contact

**Regulus Information Technologies**

Address: Office No. -402, Pentagon Tower - P3

Cyber city, Magarpatta City,

Hadapsar, Pune - 411 013,

Contact Details :-Tel:-+91 20 64781041

Email Address :-[contact @ regulusit .net](mailto:contact@regulusit.net)

